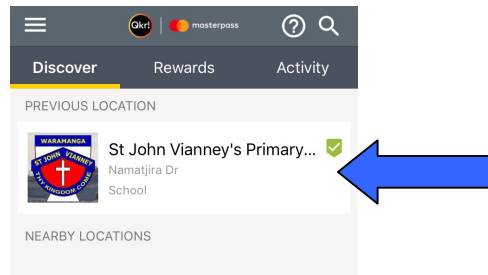
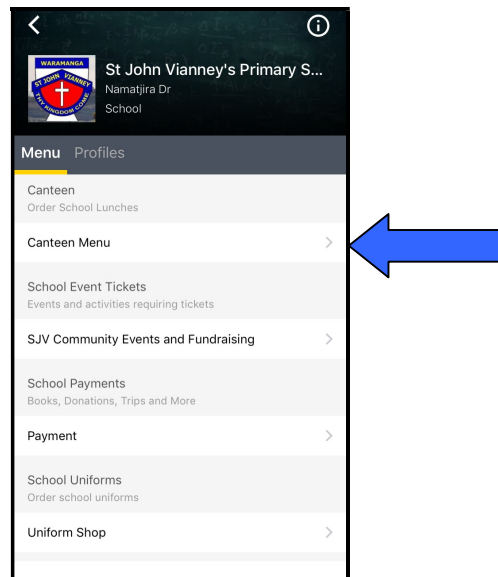


Steps to Order Lunch using QKR!

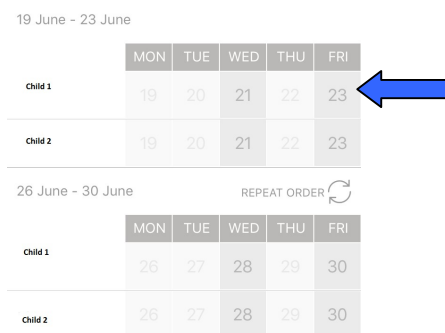
From under the Discover menu
Select St John Vianney's Primary
School



Select the Canteen menu



Any registered children will show up
so you can individually order their
lunch.



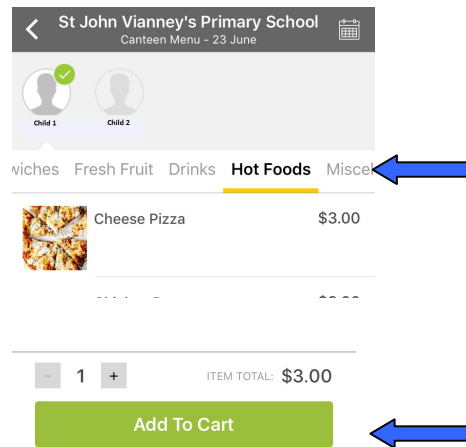
Select the day for lunch orders
(here you can choose to repeat order
for the following week)

Select the name of who the lunch order is for

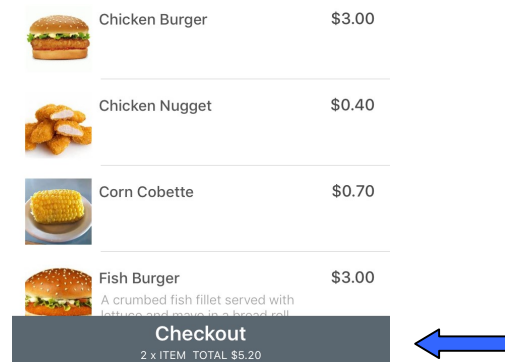


Slide your finger along the top menu to select the category of the food you want to order, select the food and 'Add to Cart'

Continue this for the whole order and then if required repeat for an additional child.



Once all items have been ordered Select Checkout



Check items, you can delete items or the whole order here, or Confirm and Pay.

